

Elementary Schools Dental Report Card, 2016-2017

Oxford County Public Health provides annual dental screening for children in Junior and Senior Kindergarten, as well as in Grade 2. Prior to 2017, children in higher grades may also have been screened depending on school risk level (as determined by the percentage of children in need of urgent treatment.)

This report contains the results of the 2016/2017 dental screening assessments for children screened in all schools. Historical information from the previous two school years is provided for additional context.

The report highlights dental indicators for four groups/subgroups:

1. Elementary schools in Thames Valley District School Board (TVDSB) (25 schools, including 2,860 eligible students in 2016/17).
2. Elementary schools in London District Catholic School Board (LDCSB) (5 schools, including 440 eligible students in 2016/17).
3. Independent schools not in either major board (four independent private schools, and one French school, including 346 eligible students in 2016/17)
4. All Oxford County elementary schools (includes both main boards and independent schools (35 schools, including 3,646 eligible students).

It should be noted that the Oxford County numbers are driven largely by the TVDSB because the majority of the schools (23/53 [71%]) are in the TVDSB.

Oral health indicators include:

1. Proportion of children requiring urgent care.
2. Proportion of children cavity-free at school entry (JK).

Public health also monitors the percent of eligible children screened. Children are eligible to be screened if they attend schools in the grades that are screened by Public Health. The number of children screened is lower than the eligible number of children due to absences and children whose parents opt out of screening. Children not screened miss the opportunity for treatment if required and may affect the results if systematically different than those screened.

Report Card Highlights

Urgent Care Needs

- The proportion of children requiring urgent dental care in Oxford County was 5.1% in 2016/17; a slightly higher proportion compared to 2015/16 (4.0%) and a slightly lower proportion compared to 2014/15 (6.1%).
- A greater percentage of children required urgent dental care in 2016/17 at TVDSB (5.7%) compared to LDCSB (3.5%) and independent schools (2.9%).
- Public Health ensures all children identified with urgent care needs are treated by a dentist.

Cavity-Free Children

- The proportion of children entering school cavity-free in Oxford County was 89.0% in 2016/17; a slightly higher proportion compared to 2015/16 (87.9%) and a much higher proportion compared to 2014/15 (78.3%).
- A greater percentage of children entered school cavity-free in 2016/17 at independent schools (91.7%) and LDCSB (90.8%) compared to TVDSB (88.2%).

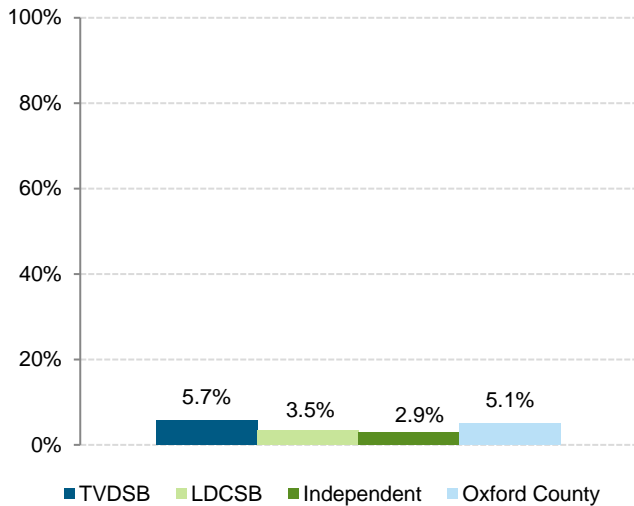
Screening Rates

- The proportion of eligible children screened in Oxford County was 78.7% in 2016/17; a similar proportion compared to 2015/16 (78.3%) and 2014/15 (78.2%).
- A greater percentage of eligible children were screened in 2016/17 at independent schools (89.0%) and LDCSB (83.6%) compared to TVDSB (76.7%).

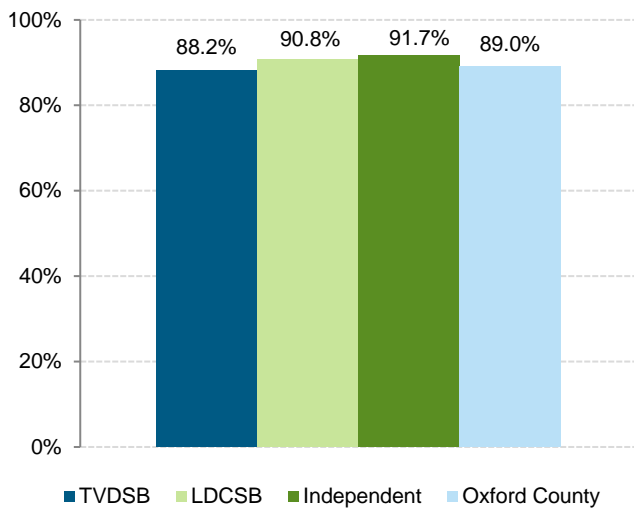
Please see graphs of the results from the dental screening assessment on the following page.



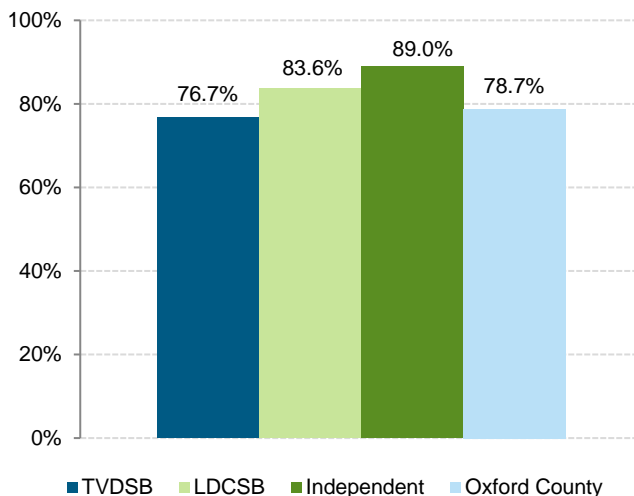
Graph 1. Proportion of children requiring urgent dental care: TVDSB, LDCSB, Independent and all Oxford County schools, 2016/2017



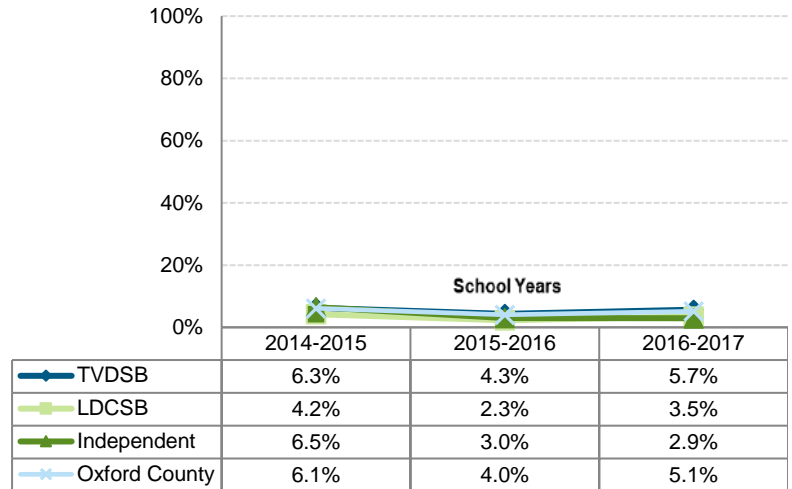
Graph 2. Proportion of children entering school cavity-free: TVDSB, LDCSB, Independent and all Oxford County schools, 2016/2017



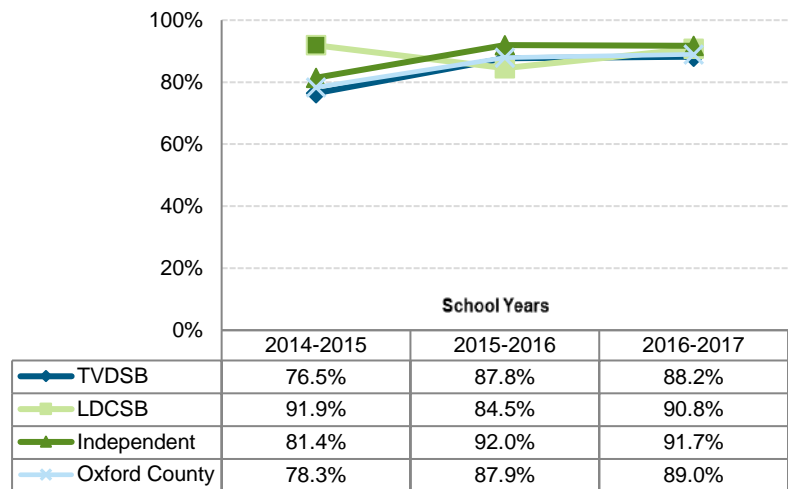
Graph 3. Proportion of eligible children screened: TVDSB, LDCSB, Independent and all Oxford County schools, 2016/2017



Graph 4. Time trend of proportion of children requiring urgent dental care: TVDSB, LDCSB, Independent and all Oxford County schools, 2014/2015 – 2016/2017



Graph 5. Time trend of proportion of children entering school cavity-free: TVDSB, LDCSB, Independent and all Oxford County schools, 2014/2015 – 2016/2017



Graph 6. Time trend of proportion of eligible children screened: TVDSB, LDCSB, Independent and all Oxford County schools, 2014/2015 – 2016/2017

