

Elementary Schools Dental Report Card, 2015-2016

Oxford County Public Health provides annual dental screening for children in Junior and Senior Kindergarten, as well as in Grade 2. Prior to 2016, children in higher grades may also have been screened depending on school risk level (as determined by the percentage of children in need of urgent treatment.)

This report contains the results of the 2015/2016 dental screening assessments for children screened in all schools. Historical information from the previous two school years is provided for additional context.

The report highlights dental indicators for four groups/subgroups:

1. Elementary schools in London District Catholic School Board (LDCSB) (5 schools, including 523 eligible students in 2015/16).
2. Elementary schools in Thames Valley District School Board (TVDSB) (25 schools, including 4,985 eligible students in 2015/16).
3. Independent schools not in either major board (four independent private schools, and one French school, including 344 eligible students in 2015/16)
4. All Oxford County elementary schools (includes both main boards and independent schools (35 schools, including 5,852 eligible students).

It should be noted that the Oxford County numbers are driven largely by the TVDSB because the majority of the schools (23/53 [71%]) are in the TVDSB.

Oral health indicators include:

1. Proportion of children requiring urgent care.
2. Proportion of children cavity-free at school entry (JK).

Public health also monitors the per cent of eligible children screened. Children are eligible to be screened if they attend schools in the grades that are screened by Public Health. The number of children screened is lower than the eligible number of children due to absences and children whose parents opt out of screening. Children not screened miss the opportunity for treatment if required and may affect the results if systematically different than those screened.

Report Card Highlights

Urgent Care Needs

- Overall, 4.0 % of Oxford County children screened in 2015/16 required urgent dental treatment; a small improvement from 2014/15 (4.3%).
- TVDSB had a higher per cent of children with urgent needs (4.3%) compared to the LDCSB (2.3%) and independent schools (3.0%) in 2015/16.

Cavity-Free Children

- Most children in all Oxford County schools entered school cavity-free (87.9%) in 2015/16; an improvement from 2014/15 (78.3%).
- About 88% of TVDSB children entered school cavity-free in 2015/2016, while it was lower for LDCSB (84.5%), and higher for independent schools (92.0%).
- Over time, the proportion of children entering school cavity-free has fluctuated from 2013/14 to 2015/16 for boards, independent schools and Oxford County overall, but is higher in 2015/16 than it was in 2013/14.

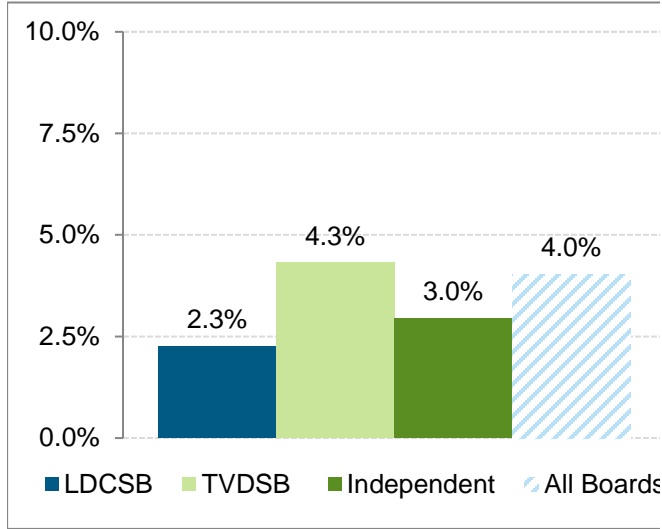
Screening Rates

- In 2015/16, 78.3% of all eligible children were screened; down from 82.3% in 2013/14.
- Screening rates were higher in independent schools (88.7%) and LDCSB (84.5%) compared with TVDSB (76.9%) in 2015/16.

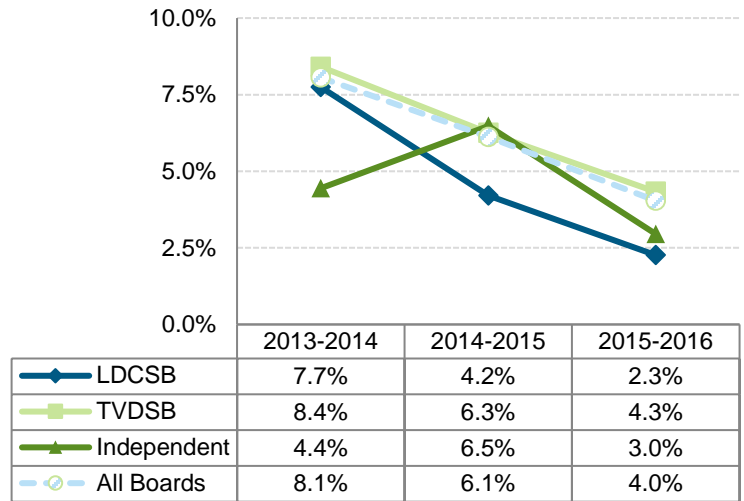
Please see graphs of the results from the dental screening assessment on the following page.



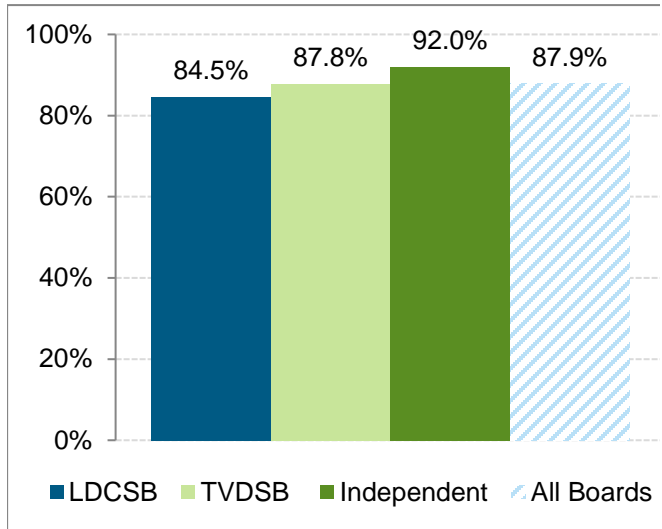
Graph 1. Proportion of children requiring urgent dental care: LDCSB, TVDSB, Independent and all Oxford County schools, 2015/2016



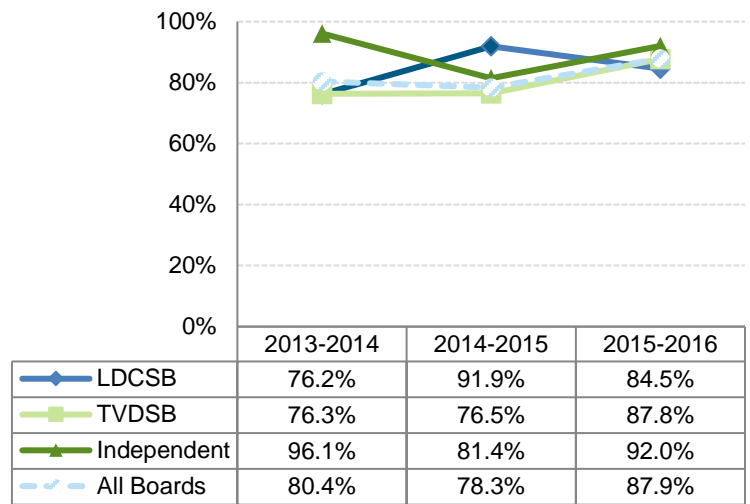
Graph 2. Time trend of proportion of children requiring urgent dental care: LDCSB, TVDSB, Independent and all Oxford County schools, 2013/2014 – 2015/2016



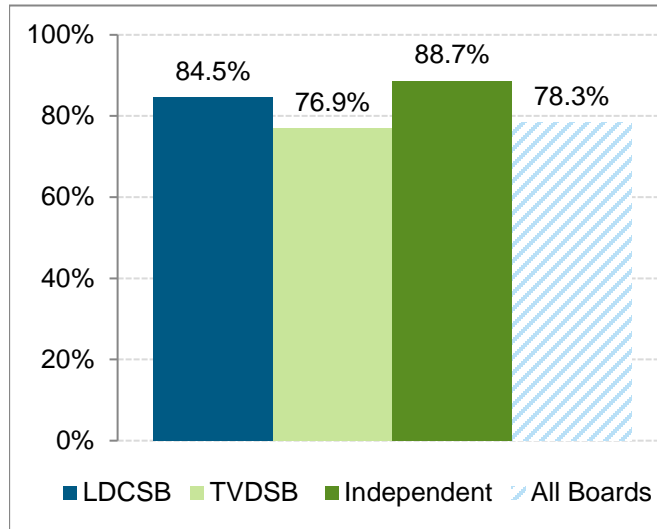
Graph 3. Proportion of children entering school cavity-free: LDCSB, TVDSB, Independent and all Oxford County schools, 2015/2016



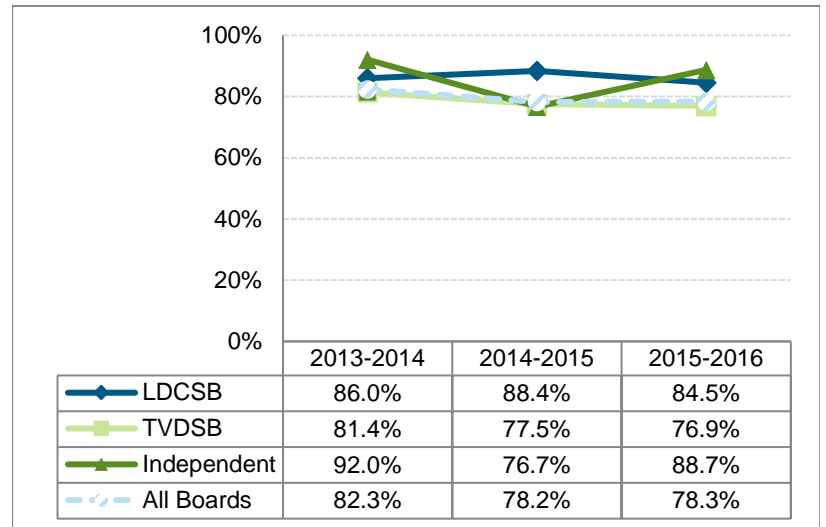
Graph 4. Time trend of proportion of children entering school cavity-free: LDCSB, TVDSB, Independent and all Oxford County schools, 2013/2014 – 2015/2016



Graph 5. Proportion of eligible children screened: LDCSB, TVDSB, Independent and all Oxford County schools, 2015/2016



Graph 6. Time trend of proportion of eligible children screened: LDCSB, TVDSB, Independent and all Oxford County schools, 2013/2014 – 2015/2016



Prepared by: Hilary Caldarelli, Epidemiologist, Foundational Standards

Reviewed by: Ruth Sanderson, Manager, Foundational Standards

Circulated to: Jo-Anne Orton, Coordinator, Oxford Oral Health Access Initiative
Susan MacIsaac, Manager, Health Promotion