

COVID-19 Surveillance Report Summary

Current data as of
June 21, 2021



Cases Over Time

29

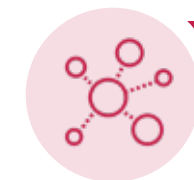
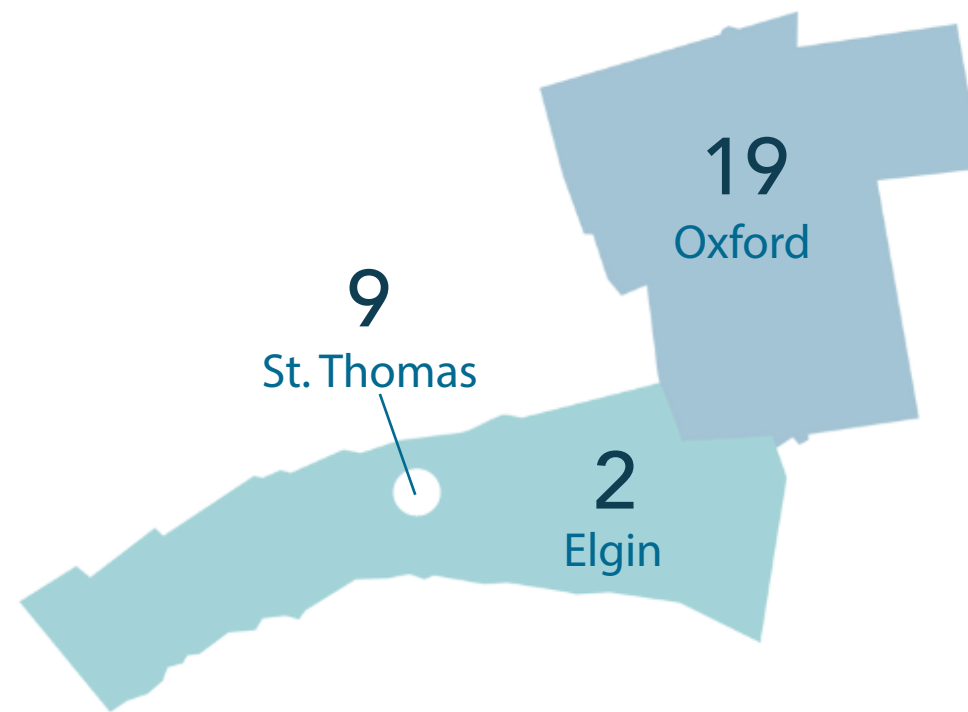
COVID-19 cases reported to Southwestern Public Health since last week

3,861

COVID-19 cases reported to Southwestern Public Health to date



Demographics (active)



Institutional Outbreaks

0

Active Institutional Outbreaks



Case Outcomes

30

Confirmed ongoing cases

3748

Resolved cases (no longer infectious)

83

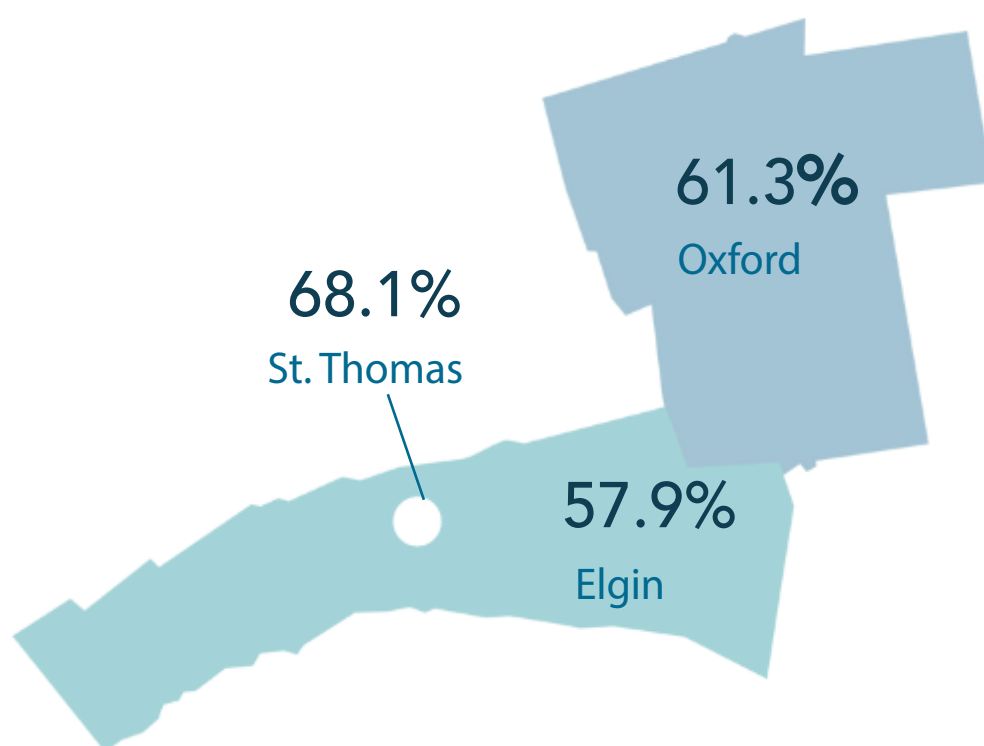
Deceased cases

COVID-19 Vaccine Coverage in Our Region



Demographics

Vaccine coverage in Southwestern Public Health (% with at least one dose) by location.



Vaccine coverage (% with at least one dose) by age group.

| | | | |
|-------|-------|-------|-------|
| 80.2% | 80+ | 64.7% | 30-39 |
| 89.7% | 70-79 | 53.0% | 20-29 |
| 85.1% | 60-69 | 50.7% | 18-19 |
| 76.9% | 50-59 | 50.7% | 16-17 |
| 70.4% | 40-49 | 44.3% | 12-15 |



Vaccine Doses Over Time

15,931

Doses administered by Southwestern Public Health last week

142,921

Total Doses administered by Southwestern Public Health to date



Population Immunized

129,725
60.9%

Number of Residents partially immunized (at least one dose) in Southwestern Public Health region

24,919
11.7%

Number of Residents fully immunized (two doses) in Southwestern Public Health region to date