

[View this email in your browser](#)

## South West Infection Prevention & Control (IPAC) Hub

- Huron Perth & Area Ontario Health Team
- Middlesex-London Health Unit
- Southwestern Public Health

### South West IPAC Hub Monthly E-Newsletter

*February 2022*

---

Dear Congregate Living Organization Partners,

Your South West IPAC Hub has created a monthly E-newsletter to communicate important IPAC news, tips, and resources specially tailored for our congregate living colleagues. We hope you find it useful and informative!

Topics Covered Today:

- Personal Protective Equipment (PPE): What, How and When
- Choosing the Right Eye Protection
- How to Order Emergency and Critical PPE Supplies and Equipment

---

### **PPE:** **What, How and When**

PPE assists in the prevention and control of COVID-19 infections. Remember:

PPE is most effective when it is worn consistently and correctly.

A **Personal Risk Assessment** should always be conducted prior to choosing PPE and before interacting with a resident or client and/or their environment. A Personal Risk Assessment is a thought process conducted by health care providers to determine which interventions are required to help prevent the transmission of disease. Ask Yourself: What is the nature, type, and duration of the task I will be doing?

## **STAFF**

Appropriate PPE for staff is based on the task you will be doing. Below is a brief summary of PPE use as outlined in the [COVID-19 Guidance: Congregate Living for Vulnerable Populations](#). Always check and follow your organization's PPE policy and procedures.

### **SURGICAL/MEDICAL MASK:**

- Staff should always practice universal masking while indoors and outdoors – Surgical/medical masks are strongly **recommended**.
- Surgical/medical mask required when providing direct care to and/or when coming within 2m distance of a person that is unmasked. A well-fitted surgical/medical mask is also required when providing direct care to and/or when coming within 2m distance of a person who is on droplet and contact precautions.
- Masks may be removed when staff are eating (while maintaining 2m distance) or when working in a private room/office.

### **EYE PROTECTION:**

- Required when providing direct care to and/or when coming within 2m distance of a person that is unmasked. Eye protection is not required if person is separated by a barrier from the unmasked person.
- Eye protection is also **required** when providing direct care to and/or when coming within 2m distance of a person who is on droplet and contact precautions.

### **GLOVES and GOWN:**

- Required when providing direct care to and/or when coming within 2m distance of a person who is on droplet and contact precautions.

### **FIT TESTED N95 RESPIRATOR:**

- Required when performing any aerosol-generating medical procedures (AGMP).

\*Direct Care may include but is not limited to: helping with feeding, bathing, washing, turning, changing clothing, toileting and wound care.

## Visitors

- Visitors must wear a mask at all times while indoors (with limited exceptions).
- Strongly encourage visitors to wear a mask while outdoors if interacting with residents, especially if resident is immunocompromised and/or at high risk of severe disease from COVID-19, the COVID-19 vaccination status of the individuals present are unknown, or known to be unvaccinated or partially vaccinated.
- Surgical/Procedural mask is preferred.


## Residents/Clients



- Residents/clients must wear a three-layer mask in any common area if physical distancing cannot be maintained. If residents are considered to be equivalent to a household, they are not required to wear a mask in common areas.
- Residents/clients on droplet and contact precautions should wear a surgical/procedural mask during direct care (if tolerated).
- Residents/clients should be encouraged to wear a three layer mask when in public settings, if tolerated.
- Masks should **NOT** be worn by anyone who cannot take the mask off without help, who have trouble breathing, or children under 2 years of age

### **Additional Resources:**

[COVID-19 Guidance: Congregate Living for Vulnerable Populations](#)  
[COVID-19: Personal Protective Equipment and Non-Medical Masks in Congregate Living Settings](#)

## Choosing the Right Eye Protection for Staff

Rating	Type of Eye Protection	Considerations
Excellent	Goggles 	Goggles with a snug fit around the eyes that cover the front and sides provide the <b>most reliable eye protection</b> from splashes, sprays, and respiratory droplets. There must also be a barrier at the top that extends towards the face, leaving no gaps between the goggles and the face.

<p>Good</p>	<p>Face Shield</p> 	<p>Face shields must cover the front and sides of the face to reduce the possibility of splashes, sprays, and respiratory droplets from going around the face shield. The face shield should have a foam barrier on the top between your face and the shield.</p>
<p>Okay</p>	<p>Safety Glasses that cover the top and around the edges, eliminating all gaps</p> 	<p>Only safety glasses that have a cover over the top and around the edges, eliminating all gaps, are considered appropriate for infection control purposes. Safety glasses without covers on the top and around the edges will <b>NOT</b> reduce the risk of exposure to respiratory droplets. Regular safety glasses allow gaps around your eyes between the glasses and your face. These are <b>NOT</b> appropriate for infection control. These are <b>NOT</b> recommended for close contact, especially if the client is unmasked.</p>
<p>Not Acceptable</p>	<p>Prescription glasses/ sunglasses</p>	<p>Prescription glass/ sunglasses are <b>NOT</b> an accepted form of eye protection as they may not fully cover the eye area and do not provide coverage from the side and/or top. If you wear prescription glasses, wear a face shield or goggles that fit snugly over the prescription glasses.</p>

Additional guidance on eye protection:

- Eye protection may not be one brand fits all. What protects one person, might not fit the same for others. Ensure your eyes are fully protected when choosing your eye protection.
- Make sure that the eye protection fits properly and does not interfere with the proper fit of the worker’s mask.
- Eye protection should be replaced when soiled or damaged.
- Reusable eye protection must be cleaned and disinfected between uses.

## How to Order Emergency and Critical PPE Supplies and Equipment

### DID YOU KNOW

*The CDC has a helpful tool called the [PPE Burn Rate Calculator](#). This tool can be used to help estimate the amount of PPE your facility might need to order.*

#### PPE DISTRIBUTION GUIDELINE BASED ON THE MINISTRY OF HEALTH DIRECTIVES

**Ontario Health West** has two options available for congregate living settings (*Exception: MCCSS-funded and licensed settings have an independent PPE distribution process*) looking to order PPE for their facility. Choose the option that best describes your situation, click on the form, complete the form with the applicable information and submit. Please be advised that the turn around time for the request may take up to 14 days. Below is an overview of the available options:

#### Option 1:

**Emergency Allocations:** All Health Care System Providers can receive up to 5 days of select PPE products, pending availability when faced with an emergency shortage (i.e. providers with 14 days or less of product on hand). If in outbreak, may receive up to 14 days of selected product. This supply should only be used when there is an unexpected shortage of products and where the normal supply chain cannot accommodate.

#### Option 2:

**Pandemic PPE Transitional Support (PPTS):** For in-scope providers, the province has temporarily removed the requirement that certain providers source their own PPE first on the commercial market, before accessing the provincial pandemic stockpile. Providers in the applicable sectors can access PPE directly from the provincial pandemic stockpile, at no-cost through Ontario Health West.

Reminder: It is imperative for health care partners to accurately and timely report into the [Critical Supplies and Equipment \(CSE\) virtual inventory](#), as directed by the Minister's Order for the health sector. This information is used by the province to inform and support its pandemic response, and is required for providers to access PPE from the provincial pandemic stockpile.

---

### PPE DISTRIBUTION GUIDELINE/PROCESS FOR MCCSS-FUNDED AND LICENCED CONGREGATE LIVING SETTINGS:

PPE is ordered through the [Ontario Association of Children's Aid Societies \(OACAS\) Shared Services](#).

Details for ordering from this ministry [can be found here](#).

Below is an overview of the PPE offered and how to secure your supply.

**Core PPE** (surgical/procedural masks, face shields, hand sanitizer, gloves, disinfectant wipes, and isolation gowns) use is tracked via the [Critical Supplies and Equipment \(CSE\) survey portal](#). This transparency allows MCCSS to see when PPE supply is low (less than 14 day supply) and will trigger an automatic 14 day top-up shipment within 1 week of reporting.

**Niche PPE** (eye goggles, larger-sized gowns, thermometers) are also ordered through the OACAS Shared Services portal. Use of Core PPE over Niche PPE is advised when possible.

**N95 Respirators:** If need is determined, inventory and consumption of N95 respirators should be reported through the CSE portal.

Note: orders for N95 Respirators must be placed through the [MCCSS web portal link](#)

#### References:

1. [COVID-19 Guidance: Congregate Living for Vulnerable Populations](#)
2. [Public Health Ontario - IPAC Personal Risk Assessment](#)
3. [Southwestern Public Health – Eye Protection Guidance](#)
4. [Healthcare Materials Management Services – PPE Order Forms](#)
5. [Covid-19 Guidance for MCCSS-funded and Licensed Congregate Living Settings | Ministry of Children, Community and Social Services \(gov.on.ca\)](#)

## Contact your Core IPAC Hub

[ipachub@swpublichealth.ca](mailto:ipachub@swpublichealth.ca)

---

*Or contact your local satellite IPAC hub at:*

**Middlesex London Health Unit:**

**OFT@mlhu.on.ca**

**Southwestern Public Health:**

**ipachub@swpublichealth.ca**



**Huron Perth and Area Ontario  
Health Team:**

**ipachub@hpaoh.t.ca**



*Copyright © \*2021\*South West IPAC Hub\*, All rights reserved.*

**ipachub@swpublichealth.ca**

Want to change how you receive these emails?

You can [update your preferences](#) or [unsubscribe from this list](#).

---