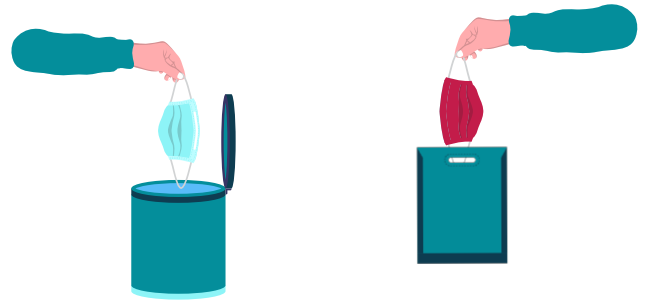


CARING FOR YOUR FACE COVERINGS/MASKS



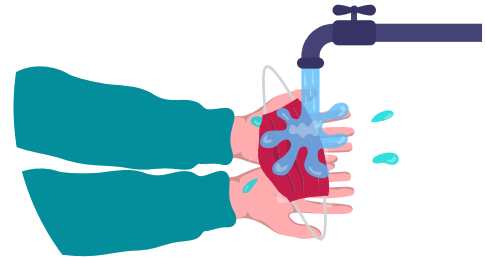
Replace your face covering when damp, dirty or damaged.



Put one-time use masks in the garbage when done. If it is reusable, put it in a bag to wash later.

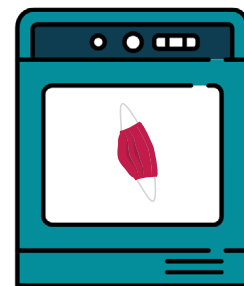



Clean hands for at least 40 seconds, or the time it takes to sing happy birthday twice.



Mix 4 water bottle caps (4tsp) of bleach with two 1L bottles of water. Place mask in the mix for 5 minutes. Rinse with cool or room temperature water. Hang/lay flat in direct sunlight to dry.

Washing Machine & Dryer



If you have access to a washing machine and dryer, place mask in with regular detergent and wash in hot water. Dry on high heat or hang/lay flat in direct sunlight to dry.

HOW TO SAFELY PUT ON A FACE COVERING

- 1 CLEAN YOUR HANDS FOR 40 SECONDS**
- 2 PUT FACE COVERING OVER YOUR NOSE, MOUTH AND CHIN**
- 3 SECURE TO YOUR HEAD OR EARS WITH TIES OR ELASTICS**
- 4 CLEAN YOUR HANDS FOR 40 SECONDS**



HOW TO SAFELY REMOVE A FACE COVERING

- 1 CLEAN YOUR HANDS FOR 40 SECONDS**
- 2 HOLD THE TIES OR EAR LOOPS TO REMOVE YOUR FACE COVERING**
- 3 DO NOT TOUCH THE FRONT OF YOUR FACE COVERING**
- 4 CLEAN YOUR HANDS FOR 40 SECONDS**



A Few Things to Remember:

- *If you can't breathe while wearing a face covering, don't wear one*
- *Some people can't wear a face covering for health reasons*
- *Stay 6 feet away from people, even when wearing a face covering*
- *Rest when sick, wash your hands often, and cough into your arm*